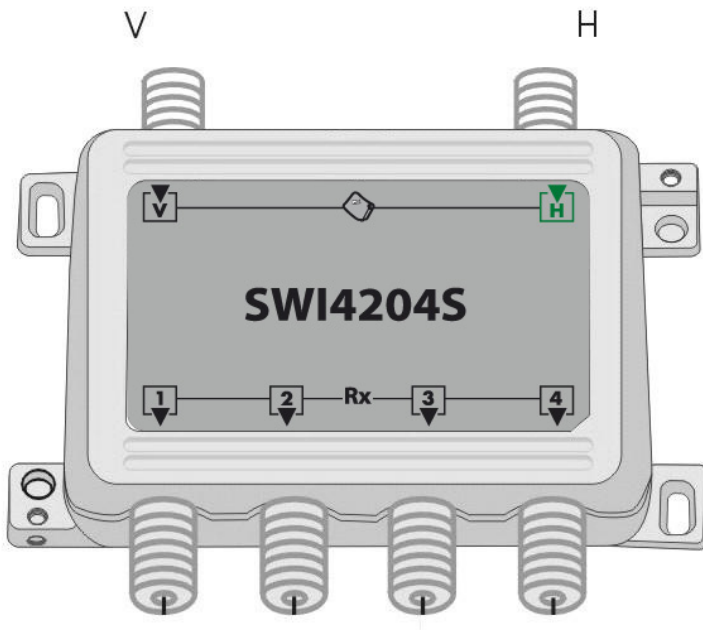


**TWO INPUT MULTISWITCH**

**SWI4204S**  
**SWI4206S**  
**SWI4208S**

## SAFETY WARNINGS

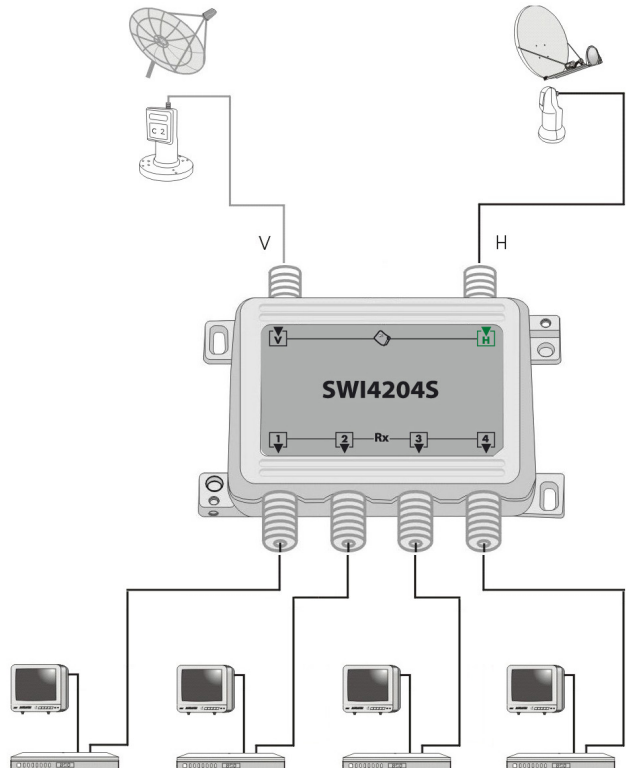
The product must be installed by qualified persons, according to the local safety standards and regulations.

### Installation warnings

- The product must not be exposed to dripping or splashing and thus it shall be installed indoors, in a dry place.
- Humidity and condensation could damage the product. In case of condensation, wait until the product is dry before using it.
- Don't install the product above or close to heat sources, in dusty places or where it might come into contact with corrosive substances.

## CONFIGURATION EXAMPLE

The two input series is more suitable for two LNB of single output and single LO with different defined polarity or a LNB of dual output with different defined polarity respectively. Please notice to connect the LNB output of defined polarity to corresponding input of the multi-switch, e.g. connect the LNB output of H polarity to the input port of multi-switch labelled 18V. LNB with single local oscillator (LO) is the best choice when using the SAT band. In case of LNB with dual LO, only the low LO frequency is valid, leaving the high LO frequency useless. The SWI4204S, SWI4206S and SWI4208S may get power from receiver directly.





Example of installation with two LNB of single output and single LO with different defined polarity.

## WARNING


Special attention should be paid to avoid short circuit between input and output in operation. To prevent burning out the product and other equipment by short circuit, make sure the connection is correct and in case of short circuit cut off immediately the power and check if the switch or power supply is too hot.

**Before connecting the decoder in the network, please check if there isn't short-circuit.**

SWITCHING TABLE

RX 	
13V	V
18V	H

## TECHNICAL SPECIFICATIONS

	SWI4204S	SWI4206S	SWI4208S
Number of input	2	2	2
Number of output	4	6	8
	Bandwidth	950-2150 Mhz	950-2150 Mhz
	Insertion loss	≤ 5 dB	≤ 5 dB
	Mutual isolation	25 dB	25 dB
	Output level	90 dBμV	90 dBμV
	Power consumption	70 mA	70 mA
Switching type	13/18 V	13/18 V	13/18 V
Max current	500 mA	500 mA	500 mA
Dimensions	90x72x17 mm	130x85x20 mm	110x121x20 mm
Operating temperature	-20 ÷ +60° C	-20 ÷ +60° C	-20 ÷ +60° C

The technical data are nominal values and refer to an operating temperature of 25°C.

Garantito da/ Guaranteed by/ Garanti par/ Garantizado por/ Garantido por/ Garantiert durch/ Zajamčena od/  
Garantirano od/ Garantovano od/ Gwarantowane przez / Εγγυημένο από/ Гарантировано  
Fracarro Radioindustrie S.p.A., Via Cazzaro n. 3, 31033 Castelfranco Veneto (Tv) – Italy

**FRACARRO**

**Fracarro Radioindustrie S.p.A.** - Via Cazzaro n.3 - 31033 Castelfranco Veneto (TV) ITALIA

Tel: +39 0423 7361 - Fax: +39 0423 736220

Società a socio unico.

**Fracarro France S.A.S.** - 7/14 rue du Fossé Blanc Bâtiment C1 - 92622 Gennevilliers Cedex - FRANCE

Tel: +33 1 47283419 - Fax: +33 1 47283421

**Fracarro Ibérica S.A.U.** - Parque Empresarial Táctica C/2A, Nave 4 - 46980 Paterna - Valencia - ESPAÑA

Tel. +34/961340104 - Fax +34/961340691

**Fracarro (UK)** - Ltd, Unit A, Ibex House, Keller Close, Kiln Farm, Milton Keynes MK11 3LL UK

Tel: +44(0)1908 571571 - Fax: +44(0)1908 571570

**Fracarro Tecnologia e Antenas de Televisao Lda** - Rua Alexandre Herculano, nº1-1ºB, Edifício Central Park 2795-242

Linda-a-Velha PORTUGAL Tel: + 351 21 415 68 00 - Fax+ 351 21 415 68 09

**Fracarro Polska Sp.z o.o.** ul. Płowiecka 109A 04-501 Warszawa Polska Tel.: +48228120748 Fax: +48228126527

[www.fracarro.com](http://www.fracarro.com) [info@fracarro.com](mailto:info@fracarro.com)